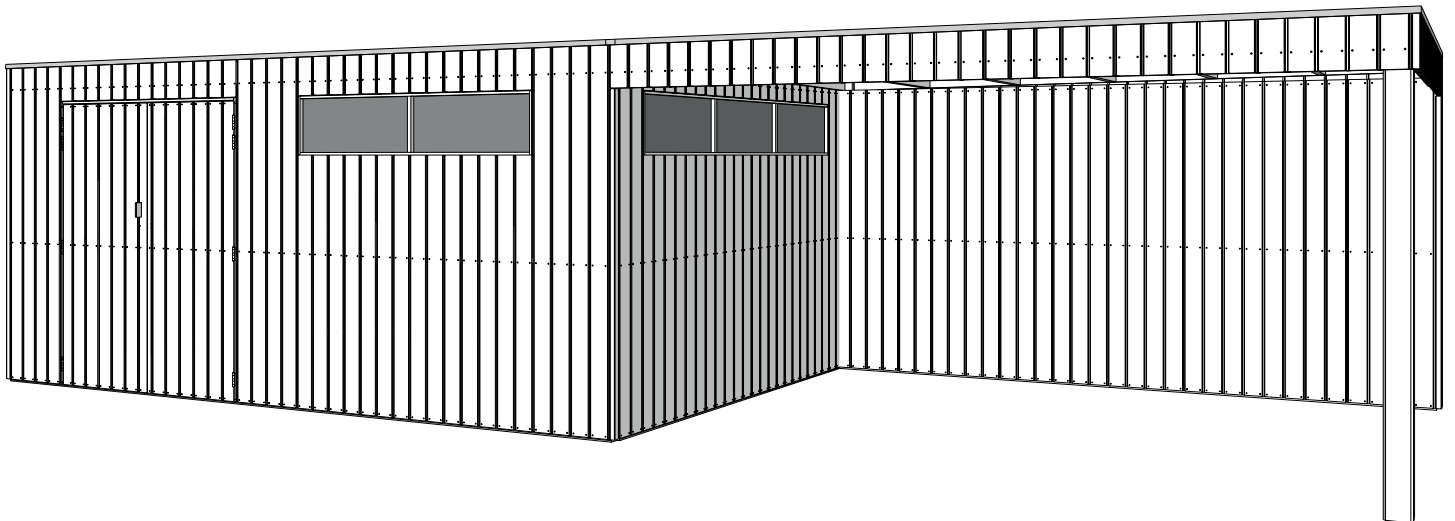


26MM 904X324 CM QBV1 (ART 8104EXT400)



WOODLANDS

QUALITY CABINS



GEDETAILEERDE ONDERDELENLIJST

-

LISTE D'INVENTAIRE DETAILLEE

Download uw montage instructies op www.gardenas.be

Téléchargez vos instructions de montage sur www.gardenas.be


8000FR5032A

FRAME

Artikel nr Nr Article	Afmeting / Dimension A B C			Sectie/ Section	#	Functie / Fonction
--------------------------	-------------------------------	--	--	--------------------	---	--------------------

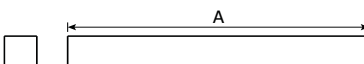
Kader - Cadre

Basis - Base



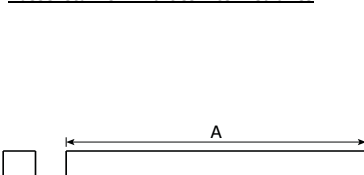
NPF/2186IMG	2186	(-)	(-)	45x56	<u>1</u>	voorwand linker deel / paroi avant partie gauche
NPF/2755IMG	2755	(-)	(-)	45x56	<u>1</u>	voorwand rechter deel / paroi avant partie droite
NPF/3101IMG	3101	(-)	(-)	45x56	<u>2</u>	zijwand / paroi latéral
NPF/2470IMG	2470	(-)	(-)	45x56	<u>2</u>	achterwand / paroi arrière

Bovenkant - Partie supérieure




FR1/2186	2186	(-)	(-)	38x38	<u>1</u>	voorwand linker deel / paroi avant partie gauche
FR1/2755	2755	(-)	(-)	38x38	<u>1</u>	voorwand rechter deel / paroi avant partie droite
FR1/3101	3101	(-)	(-)	38x38	<u>2</u>	zijwand / paroi latéral
FR1/2470	2470	(-)	(-)	38x38	<u>2</u>	achterwand / paroi arrière

Tussenstukken - Parties intermédiaires



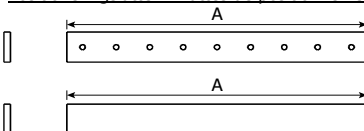
FR1/0458	458	(-)	(-)	38x38	<u>1</u>	voorwand linker deel / façade partie gauche
FR1/1614	1614	(-)	(-)	38x38	<u>1</u>	voorwand boven deur / façade au-dessus la porte
FR1/1299	1299	(-)	(-)	38x38	<u>1</u>	voorwand rechter deel 1 / façade partie droite 1
FR1/1342	1342	(-)	(-)	38x38	<u>1</u>	voorwand rechter deel 2 / façade partie droite 2
FR1/1061	1061	(-)	(-)	38x38	<u>2</u>	zijwand linker deel / paroi latéral partie gauche
FR1/0835	835	(-)	(-)	38x38	<u>2</u>	zijwand midden deel / paroi latéral partie centrale
FR1/1053	1053	(-)	(-)	38x38	<u>2</u>	zijwand rechter deel / paroi latéral partie droite
FR1/1178	1178	(-)	(-)	38x38	<u>4</u>	achterwand / paroi arrière

Verticaal



FR1/1977	1977	(-)	(-)	38x38	<u>20</u>	verticaal / vertical
----------	------	-----	-----	-------	-----------	----------------------

Positioneringslatten - Lattes de positionnement



HB/1134/G	1134	(-)	(-)	29x3	<u>34</u>	9 gaten / 9 trous
-----------	------	-----	-----	------	-----------	-------------------

HB/1134	1134	(-)	(-)	29x3	<u>16</u>	zonder gaten / sans trous
---------	------	-----	-----	------	-----------	---------------------------


Raam - Fenêtre

Glaslatten - Lattes de verre



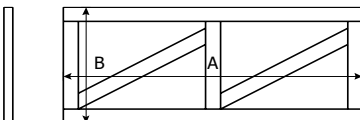
GLP/0333	333	(-)	(-)	57x15	<u>4</u>	verticaal / vertical
GLP/0835	835	(-)	(-)	57x15	<u>2</u>	horizontaal / horizontal
GLP/0892	892	(-)	(-)	57x15	<u>8</u>	horizontaal / horizontal

Glas - Verre



GH/0358/0860	860	358	4		<u>5</u>	glas / verre
--------------	-----	-----	---	--	----------	--------------


Deur - Porte



QBV/DD/784/L	1911	784	(-)	28x95	<u>1</u>	deurvleugel met slot (links) / battant pour serrure (gauche)
QBV/DD/784/R	1911	784	(-)	28x95	<u>1</u>	deurvleugel (rechts) / battant (droite)


Dak - Toiture

Kader - Cadre




S/026/095/0040	40	(-)	(-)	95x26	<u>18</u>	ondersteuning kader / support cadre
S/026/095/3115	3115	(-)	(-)	95x26	<u>2</u>	zijkant / côté latéral
S/026/095/2440	2440	(-)	(-)	95x26	<u>4</u>	voor- en achterkant / côté frontal et arrière

Dakbalk - Panne



P1/3124	3124	(-)	(-)	95x45	<u>7</u>	dakbalk / panne
---------	------	-----	-----	-------	----------	-----------------

OSB dakplaat / Panneau de toit OSB




OSB3/018/1220/590	1220	590	18		<u>1</u>	OSB dakplaat / panneau de toit OSB
OSB3/018/2440/590	2440	590	18		<u>12</u>	OSB dakplaat / panneau de toit OSB

EPDM



EPDM/3300/5100	3300	5100	(-)		<u>1</u>	EPDM folie / bâche EPDM
----------------	------	------	-----	--	----------	-------------------------


Regenpijp - Descente



406001					<u>1</u>	dakdoorvoer / avaloir
--------	--	--	--	--	----------	-----------------------

402003	2000	80	(-)		<u>1</u>	buis / tuyaux
--------	------	----	-----	--	----------	---------------

ALU hoekprofiel - Profilé en ALU



ALU/L/3360	3360	(-)	(-)		<u>2</u>	zijkant / côté latéral
ALU/L/2560	2560	(-)	(-)		<u>4</u>	voor- en achterkant / côté frontal et arrière

B/8000FR5032A					<u>1</u>	zak beslag / sachet quincaillerie (8104)
---------------	--	--	--	--	----------	--

Onderdelenlijst Liste d'inventaire

Typ


FRAB 403x324 cm

800FRAB4032

Artikel nr Nr Article	Afmeting / Dimension			Sectie/ Section	#	Functie / Fonction
	A	B	C			

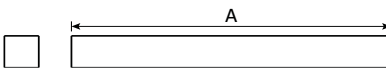
Kader - Cadre

Basis - Base



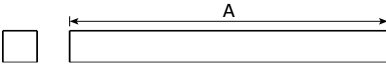
NPF/2016IMG	2016	(-)	(-)	45x56	2	achterwand / paroi arrière
-------------	------	-----	-----	-------	----------	----------------------------

Bovenkant - Partie supérieure




FR1/2016	2016	(-)	(-)	38x38	2	achterwand / paroi arrière
----------	------	-----	-----	-------	----------	----------------------------

Tussenstukken - Parties intermédiaires



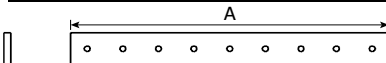
FR1/0951	951	(-)	(-)	38x38	4	achterwand / paroi arrière
----------	-----	-----	-----	-------	----------	----------------------------

Verticaal

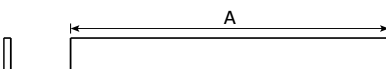


FR1/1977	1977	(-)	(-)	38x38	6	verticaal / vertical
----------	------	-----	-----	-------	----------	----------------------

Positioneringslatten - Lattes de positionnement



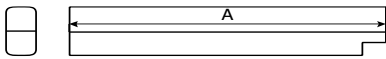
HB/1134/G	1134	(-)	(-)	29x3	23	9 gaten / 9 trous
-----------	------	-----	-----	------	-----------	-------------------




HB/1134	1134	(-)	(-)	29x3	17	zonder gaten / sans trous
---------	------	-----	-----	------	-----------	---------------------------

Dak - Toiture

Ligger - Traverse




599915	3132	(-)	(-)	190x45	1	zijkant / côté latéral
--------	------	-----	-----	--------	----------	------------------------




599916	4070	(-)	(-)	240x45	1	voorkant / façade
--------	------	-----	-----	--------	----------	-------------------

Kader - Cadre



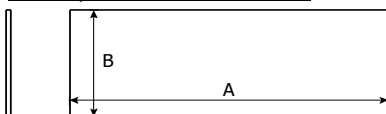
S/026/095/1936	1936	(-)	(-)	95x26	2	achterkant / côté arrière
S/026/095/3115	3115	(-)	(-)	95x26	1	zijkant / côté latéral

Dakbalk - Panne



P1/3100	3100	(-)	(-)	95x45	5	dakbalk / panne
---------	------	-----	-----	-------	----------	-----------------

OSB dakplaat / Panneau de toit OSB




OSB3/018/2440/590	2440	590	18		10	OSB dakplaat / panneau de toit OSB
-------------------	------	-----	----	--	-----------	------------------------------------

EPDM



EPDM/3300/4100	3300	4100	(-)		1	EPDM folie / bâche EPDM
----------------	------	------	-----	--	----------	-------------------------

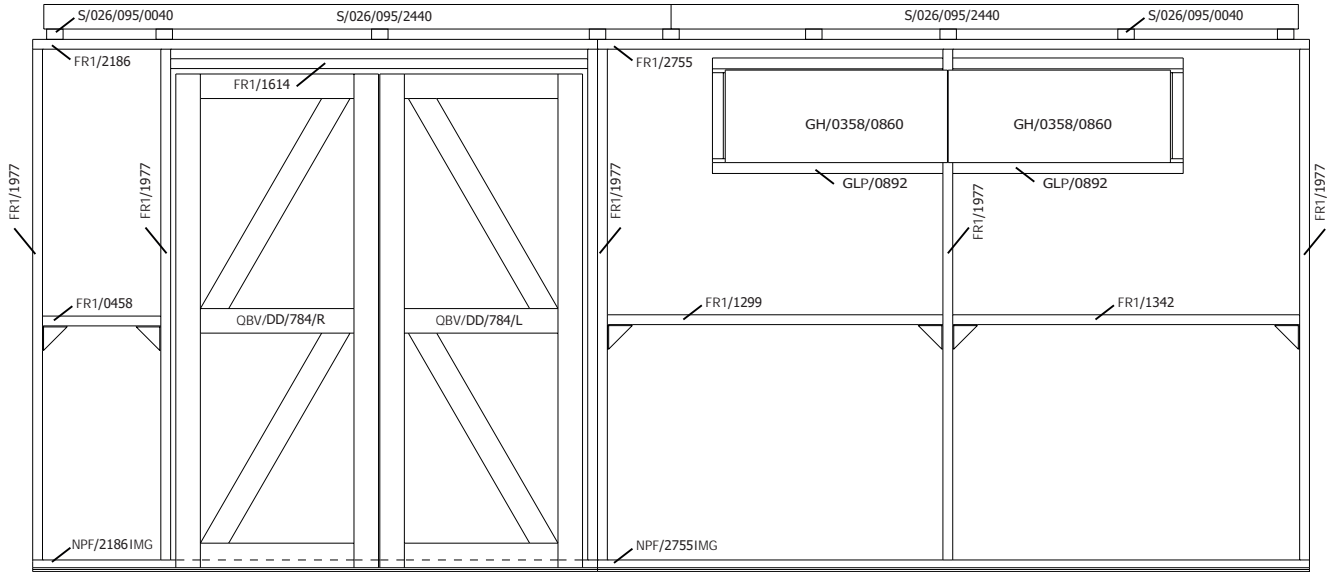
ALU hoekprofiel - Profilé en ALU



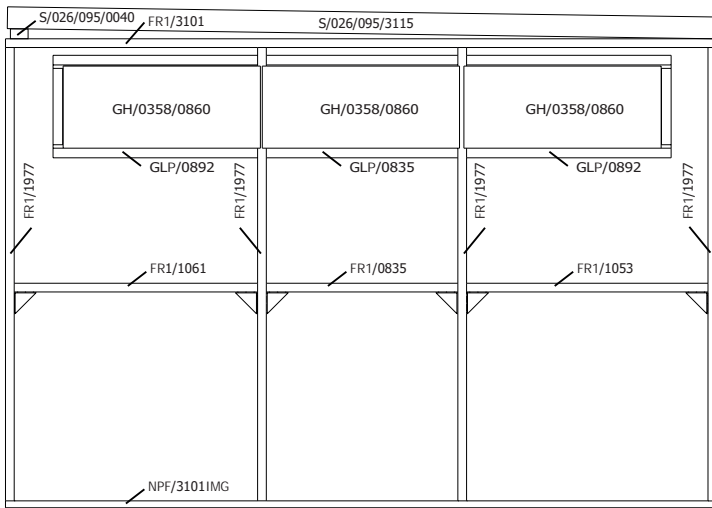
ALU/L/2125	2125	(-)	(-)		4	voor- en achterkant / côté frontal et arrière
------------	------	-----	-----	--	----------	---

B/8000FRAB4032					1	zak beslag / sachet quincaillerie (8130AB4032)
----------------	--	--	--	--	----------	--

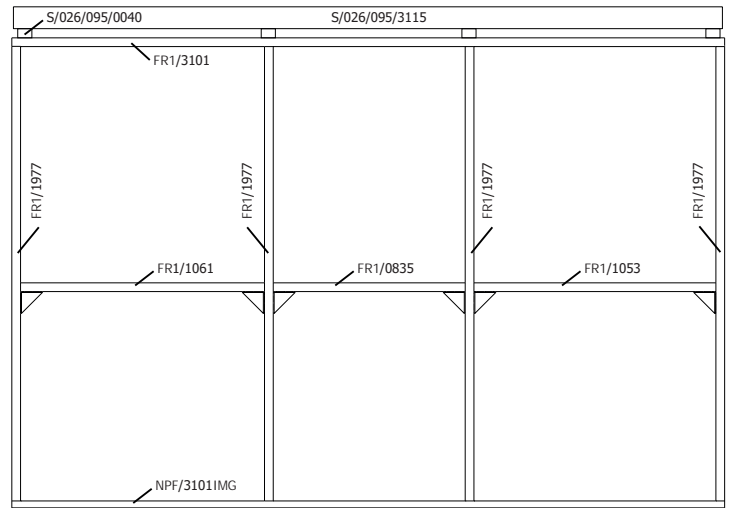
VOORZIJD - FACADE



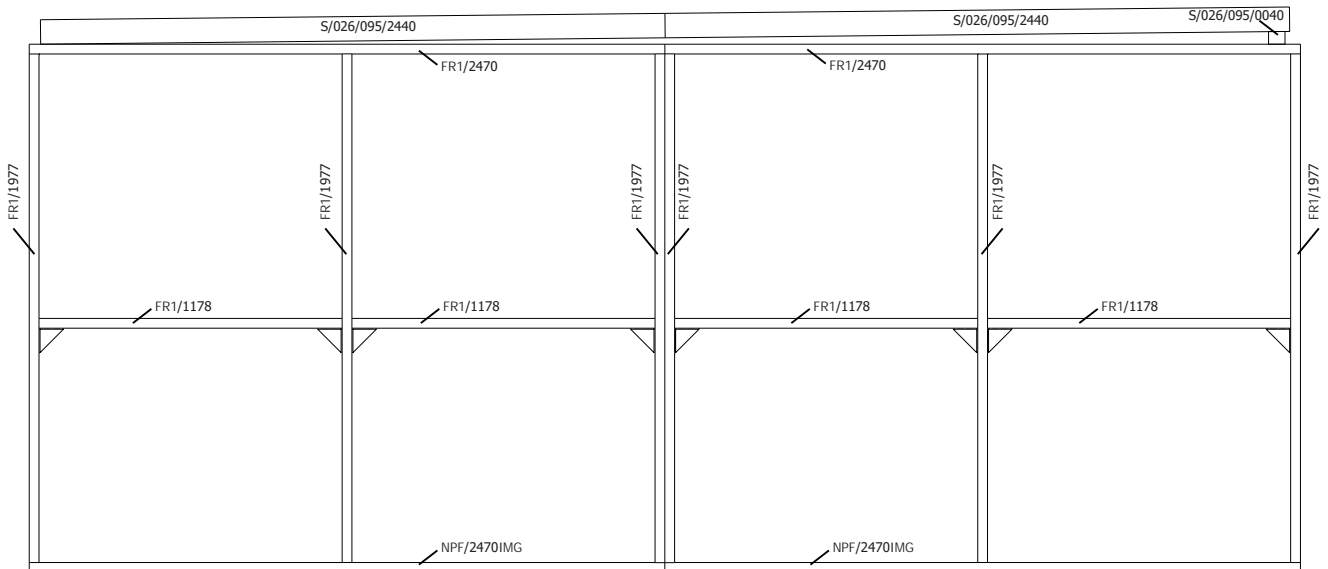
ZIJWAND RAAM - PAROI LATERALE FENETRE




ZIJWAND - PAROI LATERALE



RUGZIJD - PAROI ARRIERE



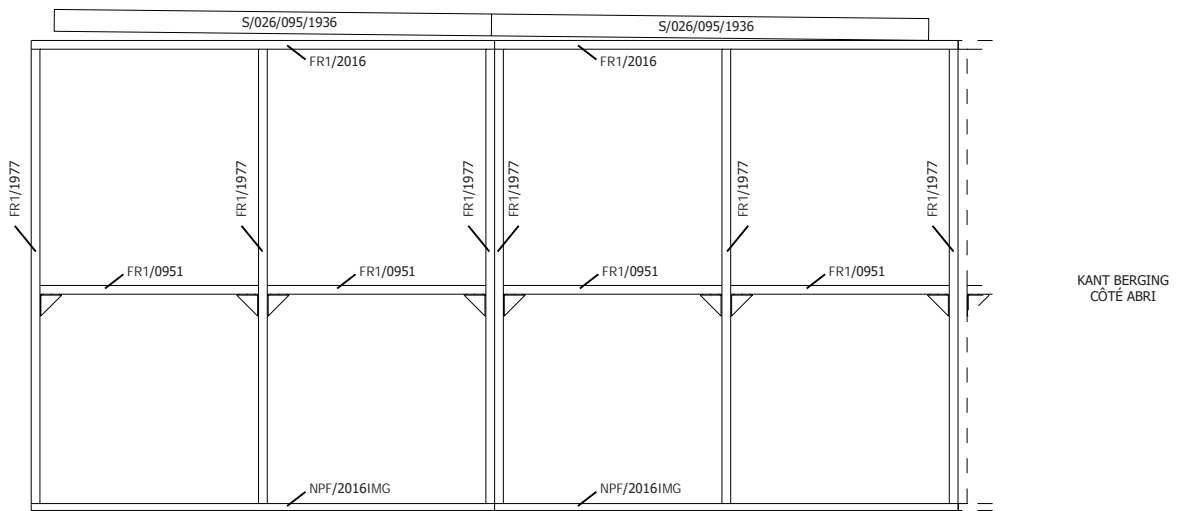
VOORZIJDE - FACADE



ZIJWAND - PAROI LATERALE



RUGZIJDE - PAROI ARRIERE



Onderdelenlijst Liste d'inventaire

Typ

26 QBV1 500x324 cm


8104

BARDAGE

Artikel nr Nr Article	Afmeting / Dimension			Sectie/ Section	#	Functie / Fonction
	A	B	C			

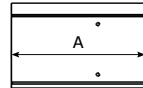
Bekleding - Bardage

Hoekprofiel - Cornière




HPQBV1/2200	2200	(-)	(-)	60x41	4	hoekprofiel / cornière
-------------	------	-----	-----	-------	---	------------------------

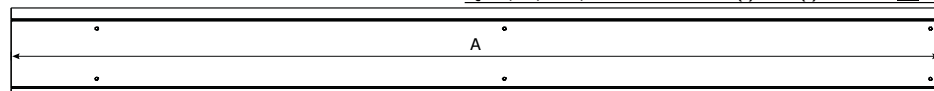
Plank tand & groef - Planche rainure & languette



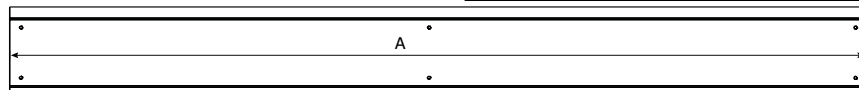
QBV1/TG/0265/1	265	(-)	(-)	142x26	48	boven deur en raam / au-dessus porte et fenêtre
----------------	-----	-----	-----	--------	----	---



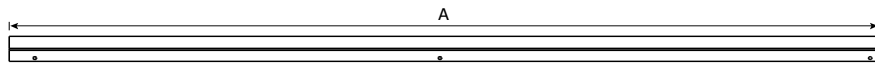
QBV1/TG/1567/2	1567	(-)	(-)	142x26	35	onder raam / en-dessous fenêtre
----------------	------	-----	-----	--------	----	---------------------------------



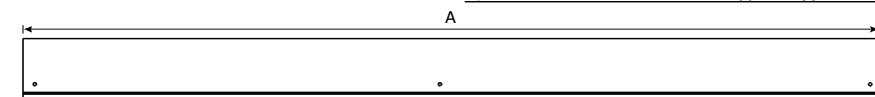
QBV1/TG/2200/3	2200	(-)	(-)	142x26	80	wanden / parois
----------------	------	-----	-----	--------	----	-----------------



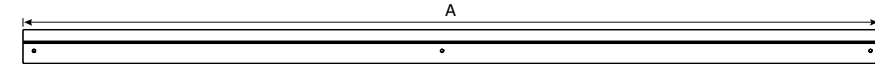
QBV1/TG/1911/3	1911	(-)	(-)	142x26	10	deur / porte
----------------	------	-----	-----	--------	----	--------------



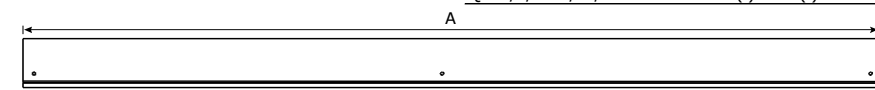
QBV1/T/1932/39/3	1932	(-)	(-)	39x26	1	rechts van deur / à droite de la porte
------------------	------	-----	-----	-------	---	--



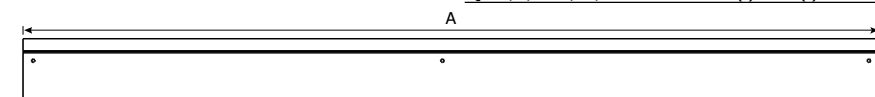
QBV1/G/1911/97/3	1911	(-)	(-)	97x26	1	rechter kant van rechter deur / côté droite de la porte droite
------------------	------	-----	-----	-------	---	--



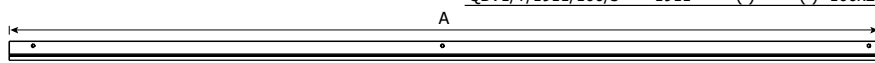
QBV1/T/1911/54/3	1911	(-)	(-)	54x26	1	linker kant van rechter deur / côté gauche de la porte droite
------------------	------	-----	-----	-------	---	---



QBV1/G/1911/82/3	1911	(-)	(-)	82x26	1	rechter kant van linker deur / côté droite de la porte droite
------------------	------	-----	-----	-------	---	---

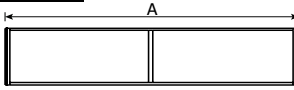


QBV1/T/1911/106/3	1911	(-)	(-)	106x26	1	linker kant van linker deur / côté gauche de la porte gauche
-------------------	------	-----	-----	--------	---	--

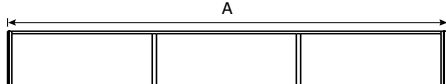


QBV1/G/1932/30/3	1932	(-)	(-)	30x26	1	links van deur / à gauche de la porte
------------------	------	-----	-----	-------	---	---------------------------------------

Raam - Fenêtre




QBV/VR2L	1780	(-)	(-)	365x26	1	2 delig raam lang / fenêtre double longue
----------	------	-----	-----	--------	---	---



QBV/VR3	2662	(-)	(-)	365x26	1	3 delig raam / fenêtre triple
---------	------	-----	-----	--------	---	-------------------------------

Deurlijst - Chambranle



S/015/046/1947	1947	(-)	(-)	15x46	2	doorgang verticaal / passage vertical
----------------	------	-----	-----	-------	---	---------------------------------------

S/015/075/1587	1587	(-)	(-)	15x75	1	doorgang horizontaal / passage horizontal
----------------	------	-----	-----	-------	---	---

S/015/015/1931	1931	(-)	(-)	15x15	2	slaglat verticaal / battante vertical
----------------	------	-----	-----	-------	---	---------------------------------------

S/015/015/1554	1554	(-)	(-)	15x15	1	slaglat horizontaal / battante horizontal
----------------	------	-----	-----	-------	---	---

Onderdelenlijst
Liste d'inventaire

Typ


26 QBV1AB 403x324 cm

8130AB4032


Artikel nr Nr Article	Afmeting / Dimension			Sectie/ Section	#	Functie / Fonction
	A	B	C			

Bekleding - Bardage

Hoekprofiel - Cornière

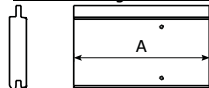


HPQBV1EXL/1932	1932	(-)	(-)	60x45	1	hoekprofiel voor montage van de extensie LINKS / profilé de coin pour un montage de l'extension à GAUCHE
----------------	------	-----	-----	-------	----------	---

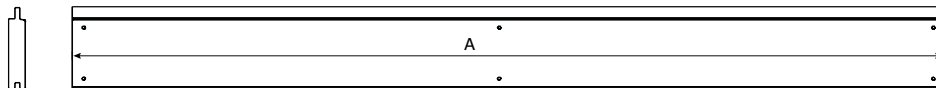


HPQBV1EXR/1932	1932	(-)	(-)	73x41	1	hoekprofiel voor montage van de extensie RECHTS / profilé de coin pour un montage de l'extension à DROIT
----------------	------	-----	-----	-------	----------	---


Plank tand & groef - Planche rainure & languette



QBV1/TG/0265/1	265	(-)	(-)	142x26	57	tegen liggers / contre les traverses
----------------	-----	-----	-----	--------	-----------	--------------------------------------




QBV1/TG/2045/3a	2045	(-)	(-)	142x26	32	onder extensie / sous l'extension
-----------------	------	-----	-----	--------	-----------	-----------------------------------



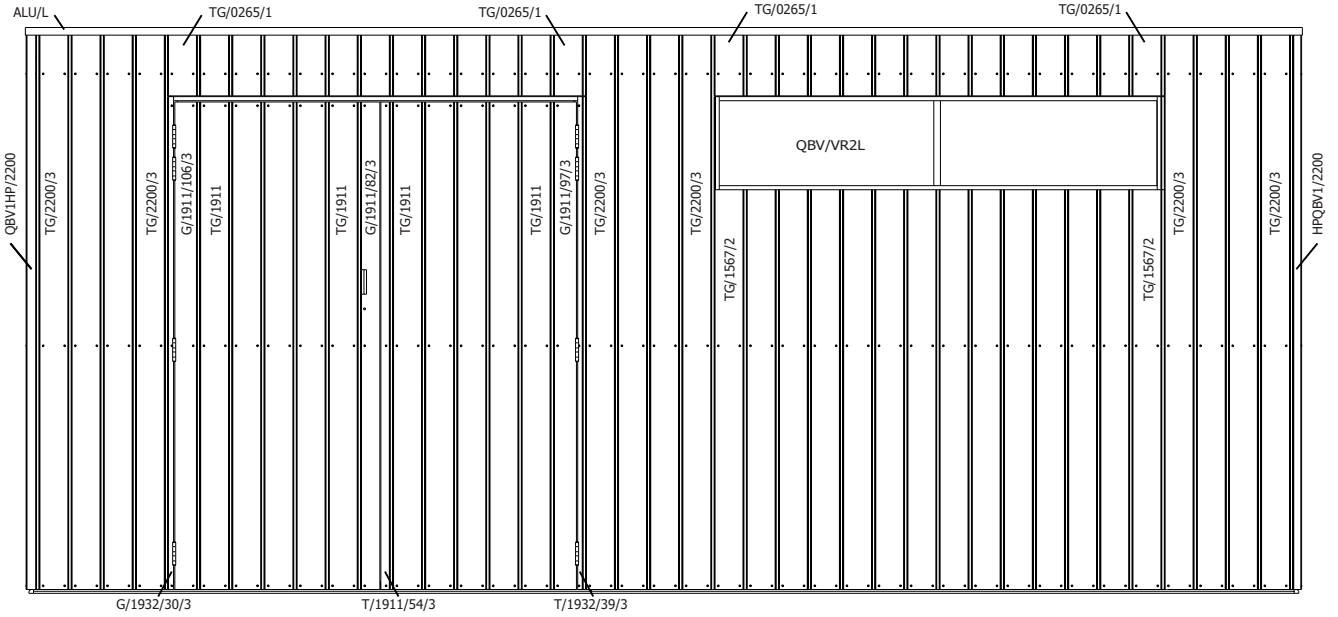
QBV1/TG/2200/3	2200	(-)	(-)	142x26	32	achterwand / paroi arrière
----------------	------	-----	-----	--------	-----------	----------------------------

Paal - poteau

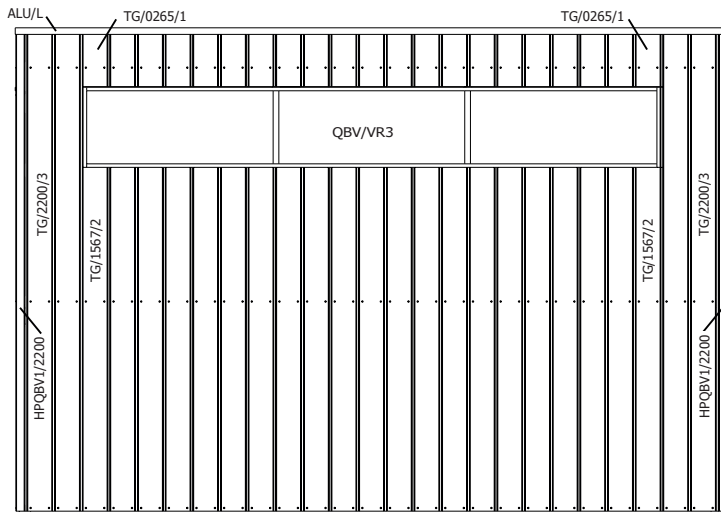


599922	2195	190	(-)	120x120	1	paal / poteau
--------	------	-----	-----	---------	----------	---------------


VOORZIJDJE - FACADE



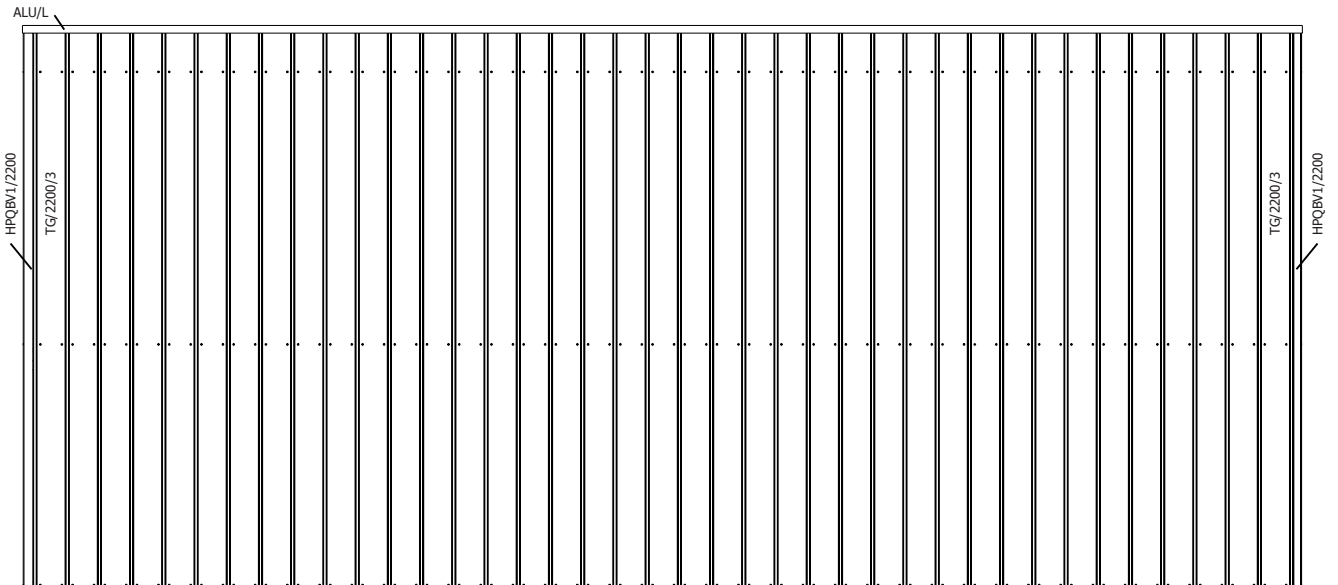
ZIJWAND RAAM - PAROI LATERALE FENETRE



ZIJWAND - PAROI LATERALE

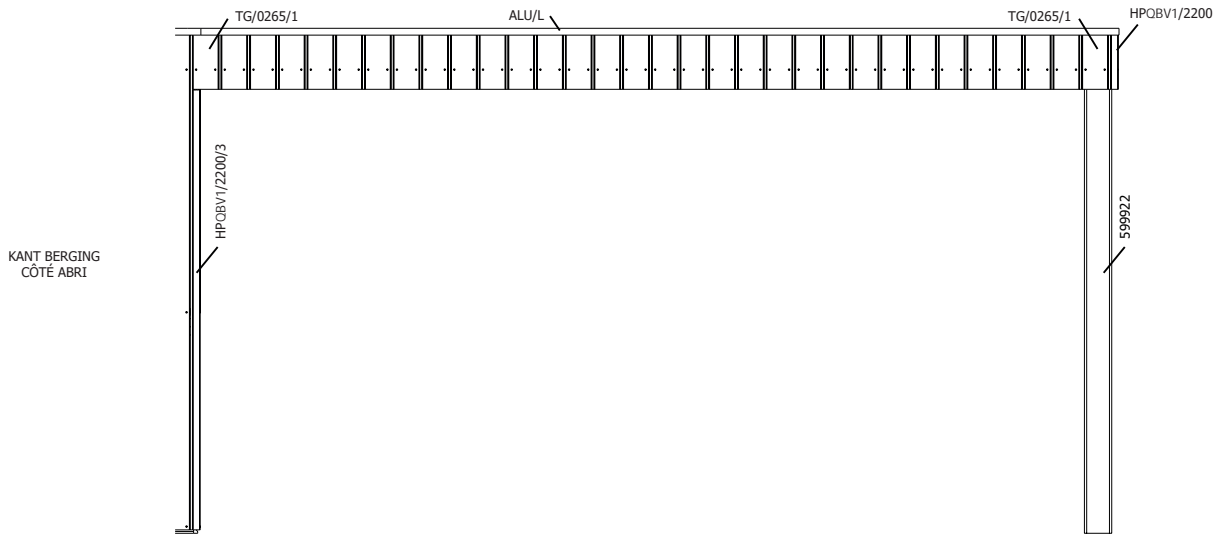


RUGZIJDJE - PAROI ARRIERE

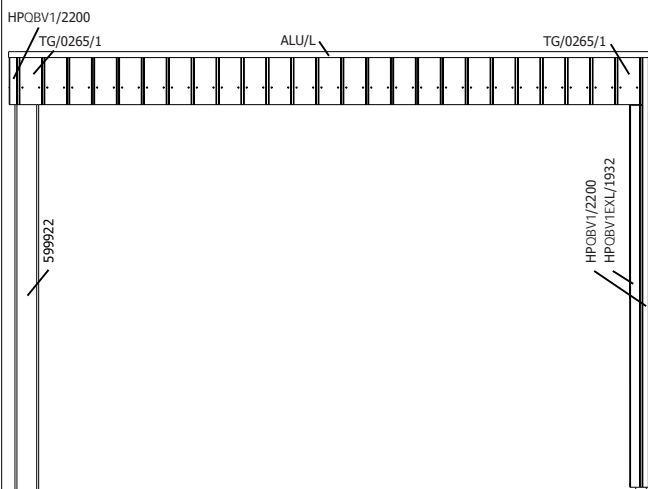


MONTAGE EXT RECHTS - A DROITE

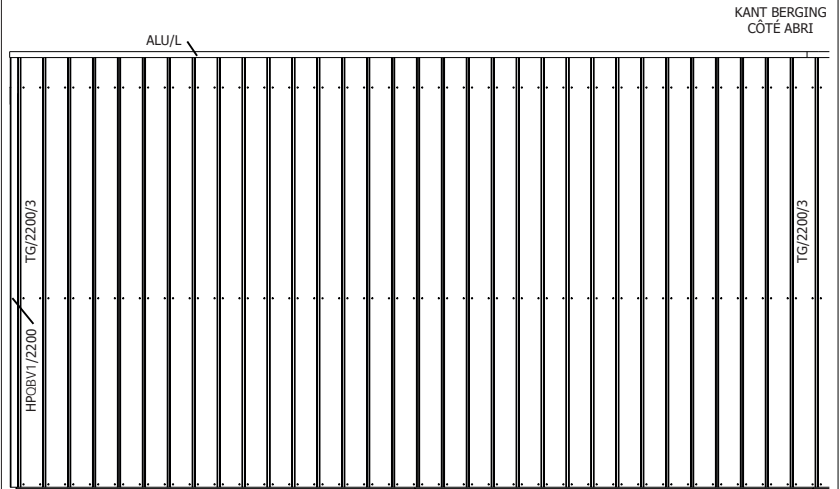
VOORZIJDE - FACADE



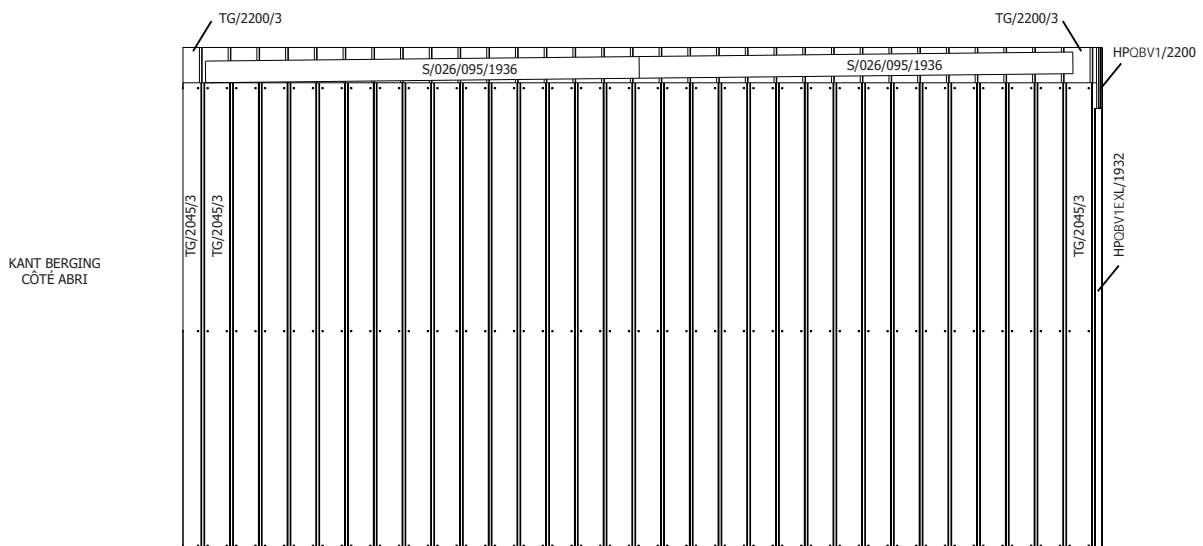
ZIJWAND - PAROI LATÉRALE



ACHTERWAND - PAROI ARRIÈRE

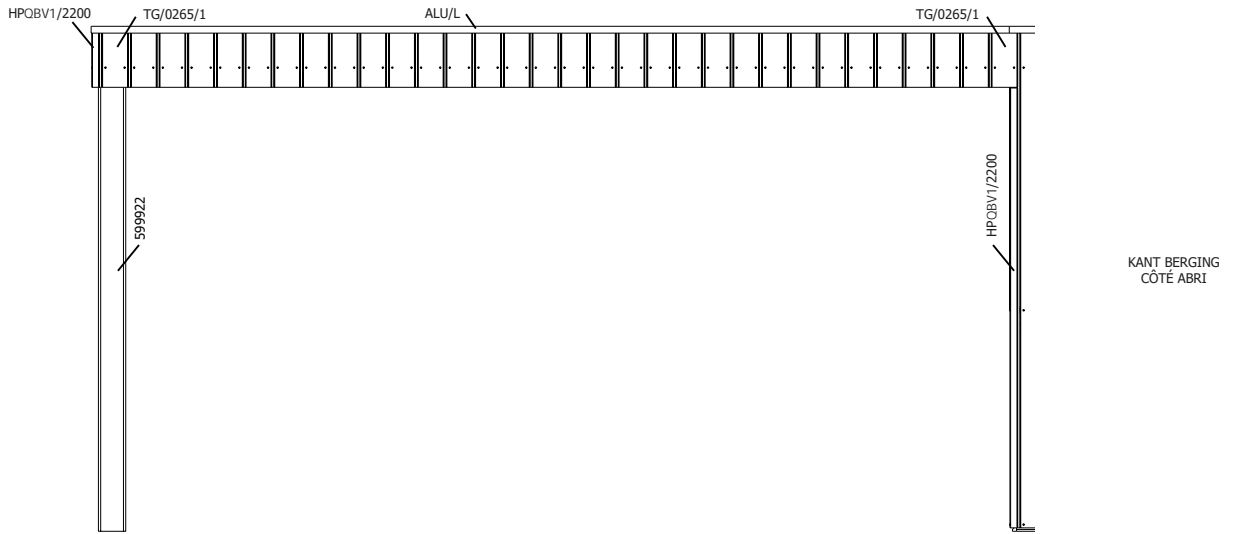


ACHTERWAND ONDER EXT- PAROI ARRIÈRE SOUS EXT

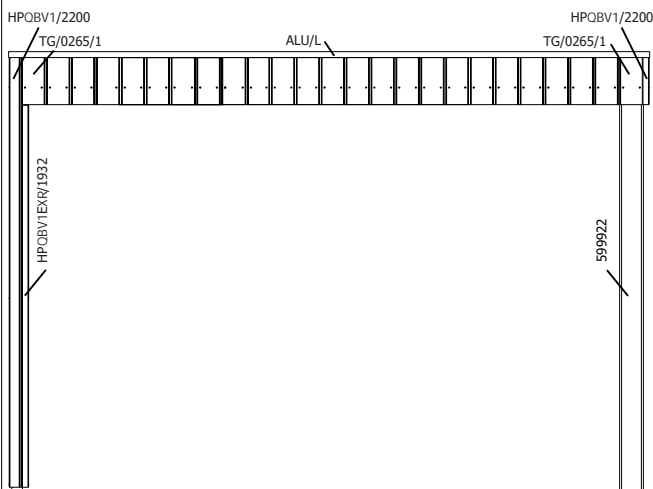


MONTAGE EXT LINKS - A GAUCHE

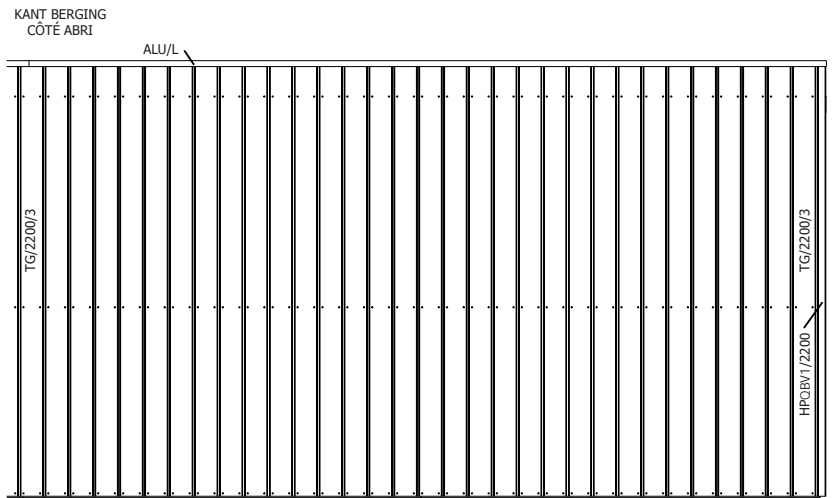
VOORZIJDDE - FACADE



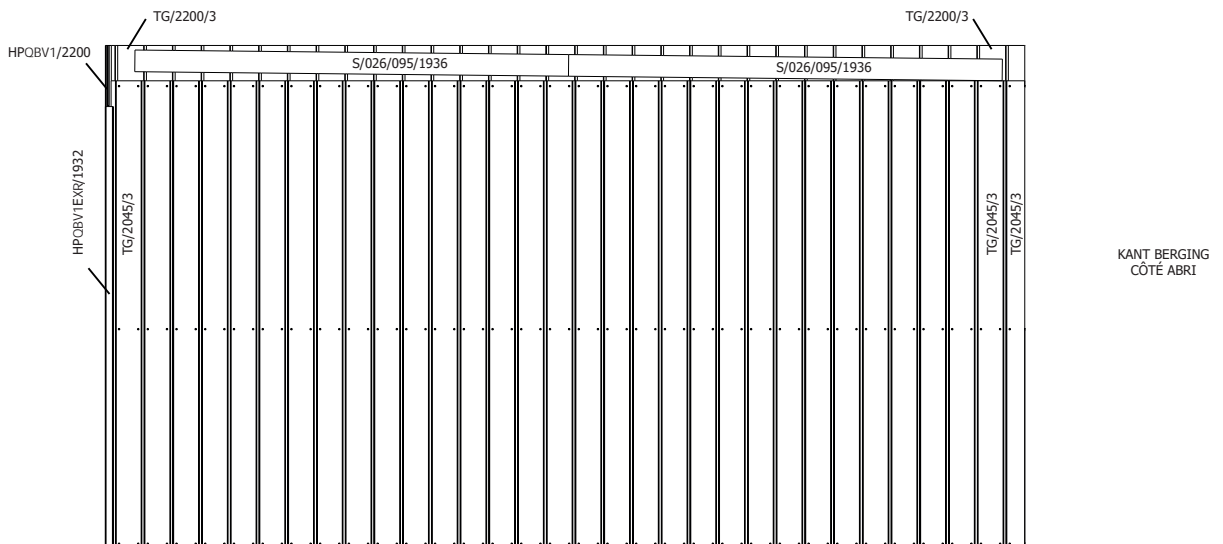
ZIJWAND - PAROI LATÉRALE



ACHTERWAND - PAROI ARRIÈRE

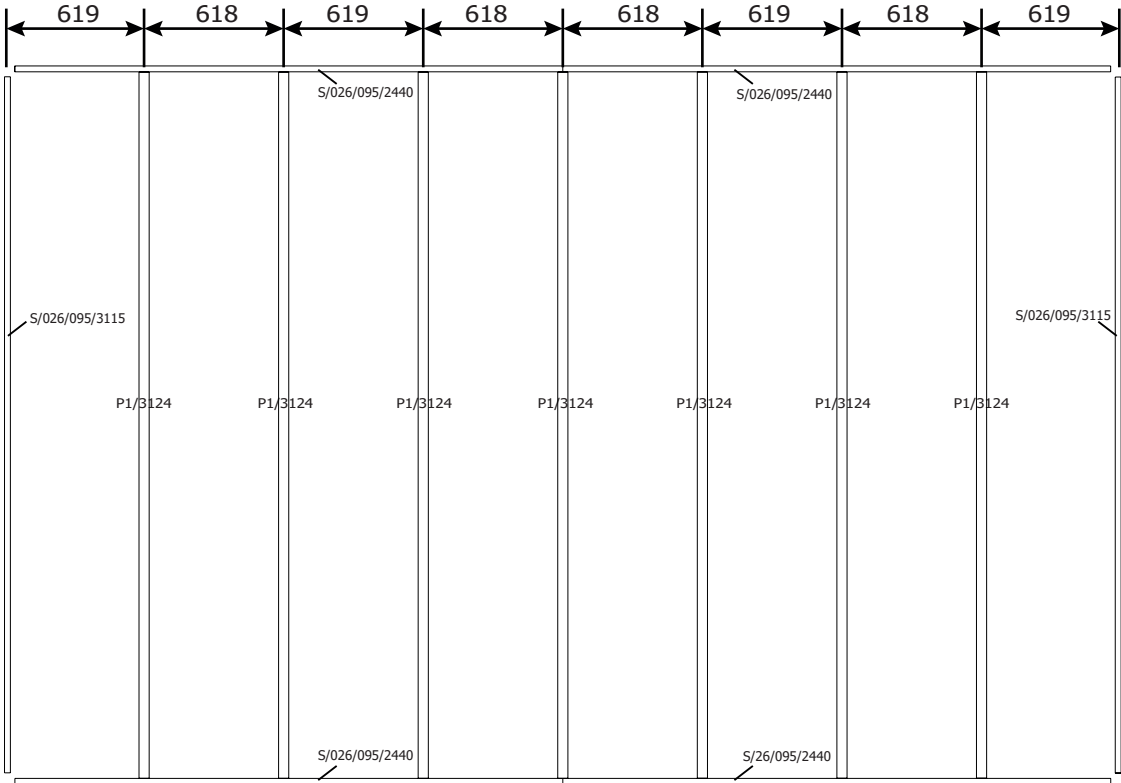


ACHTERWAND ONDER EXT- PAROI ARRIÈRE SOUS EXT



26MM 500X324 CM QBV1 (ART 8104)

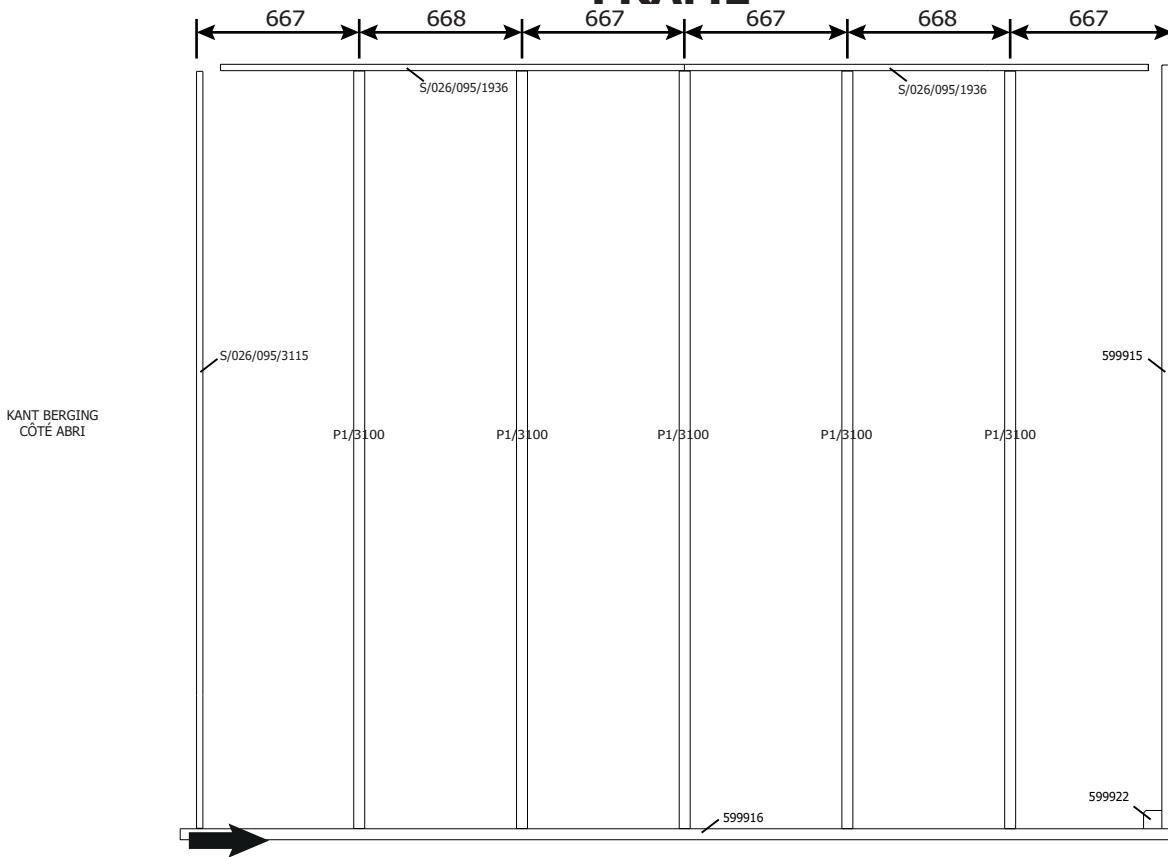
**DAK - TOITURE
FRAME**



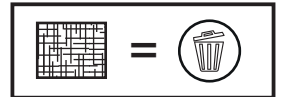
26MM 403X324 CM QBV1AB (ART 8130AB4032)

DAK - TOITURE

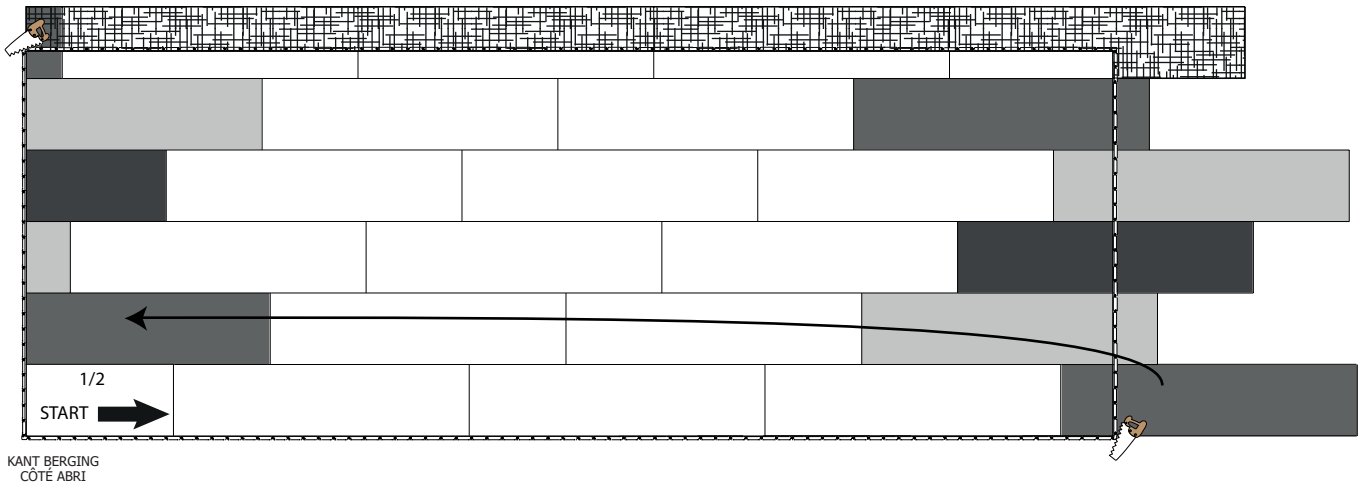
FRAME

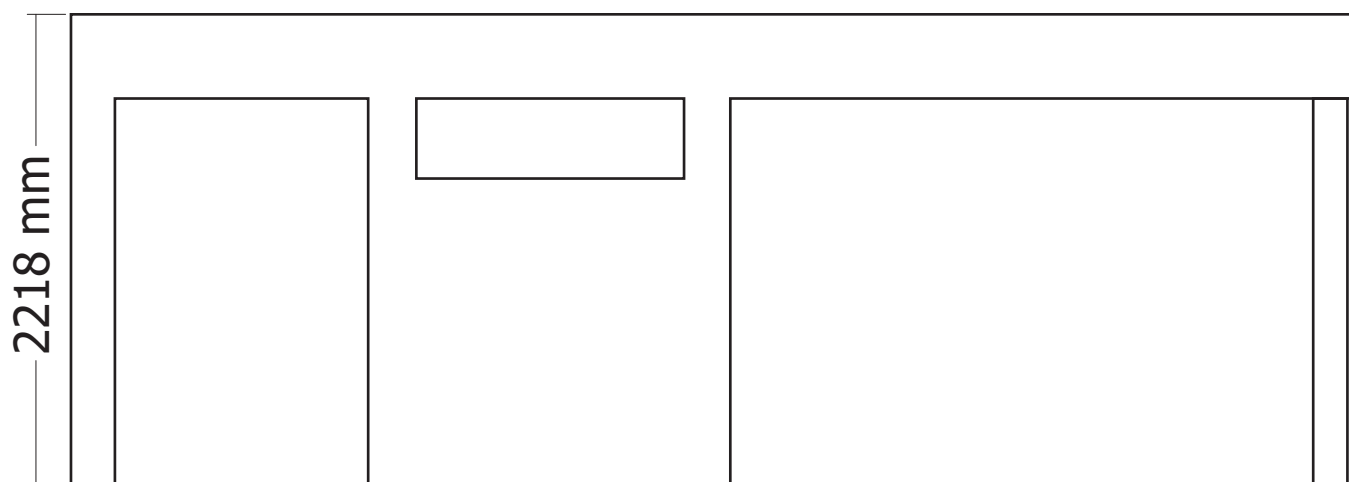
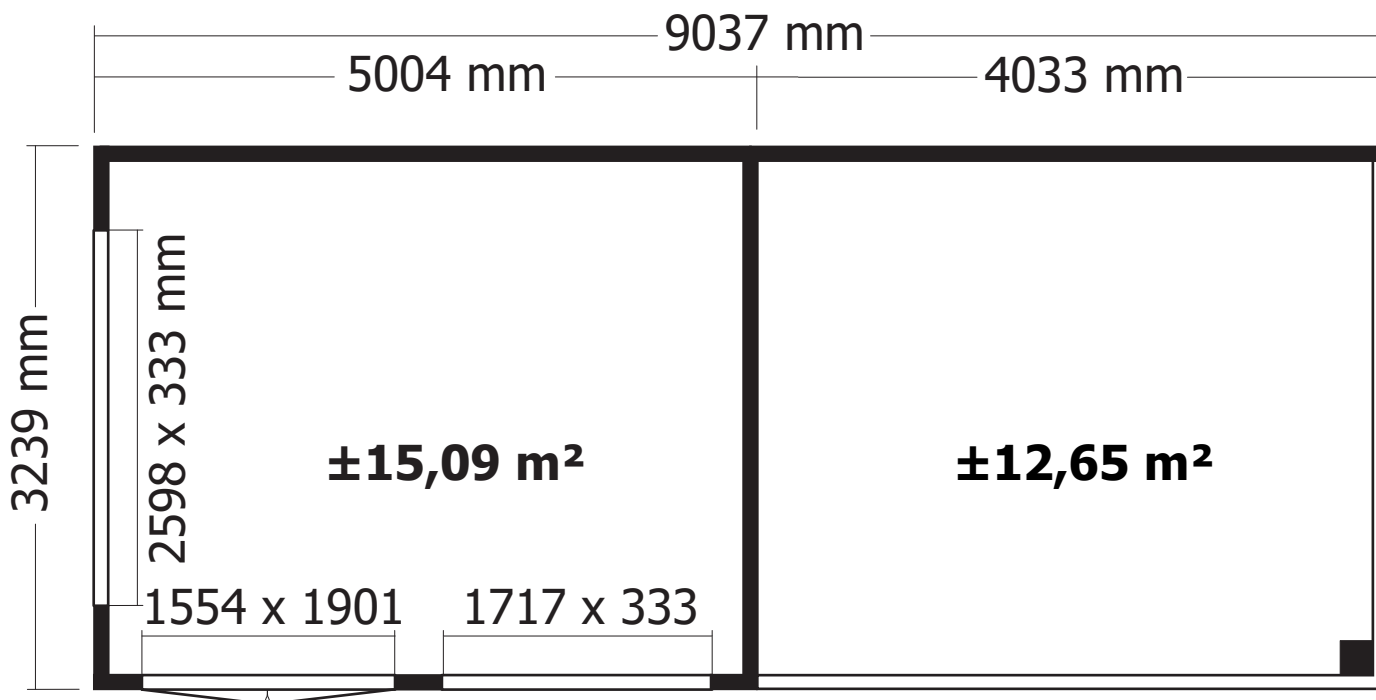


OSB



VOOR - POUR 8104 EXT400





OPGELET : Behandel **ELK** onderdeel grondig aan alle zijden met een degelijk product dat beschermt tegen zon, weer en wind en tegen insecten en schimmels, **VOOR** de montage.

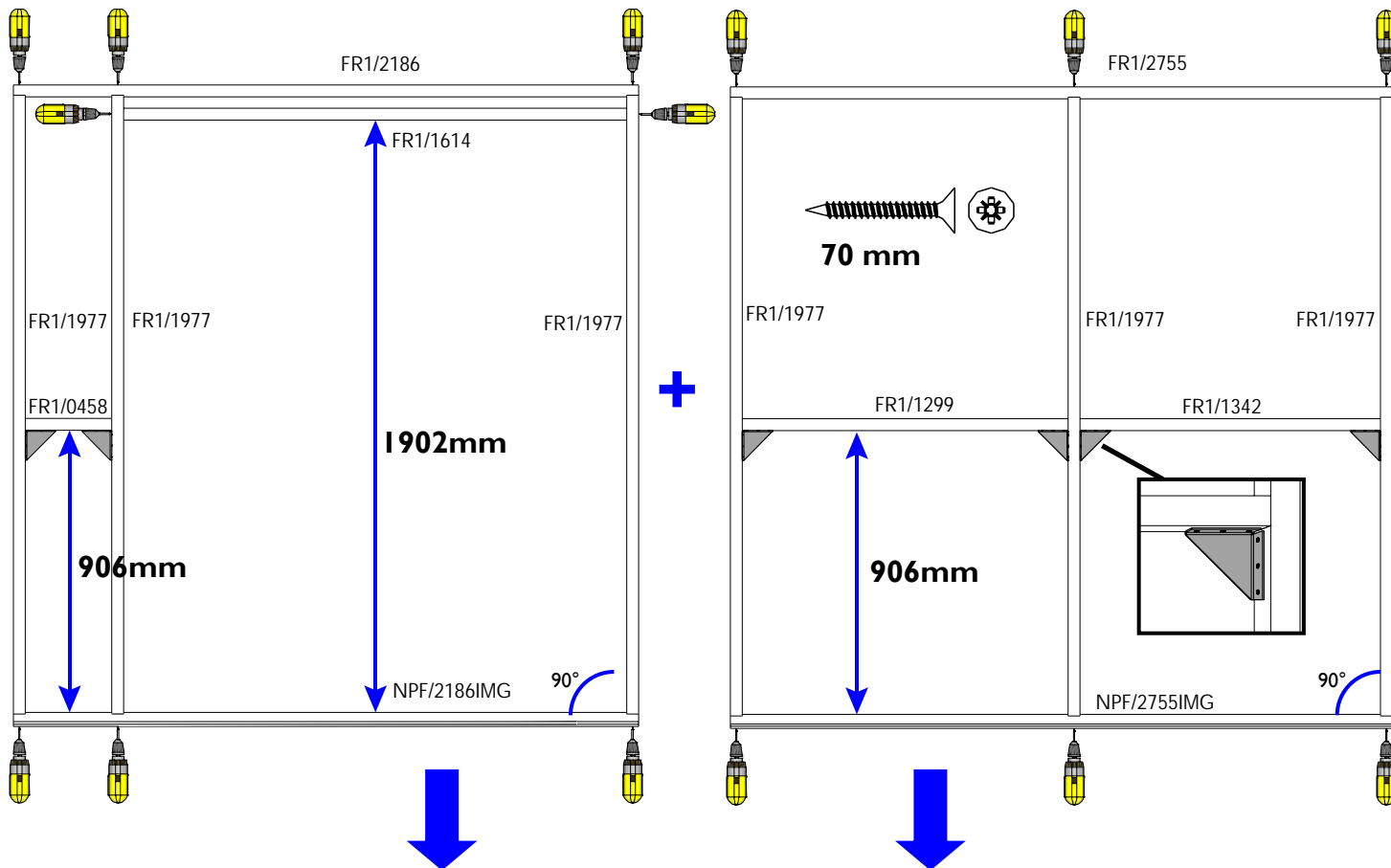
ATTENTION : Traitez à fond **CHAQUE** élément avec un produit protégeant contre les intempéries, les insectes et les moisissures intérieur et extérieur, **AVANT** le montage .

Samenstellen van de kaders - Assemblage des cadres.

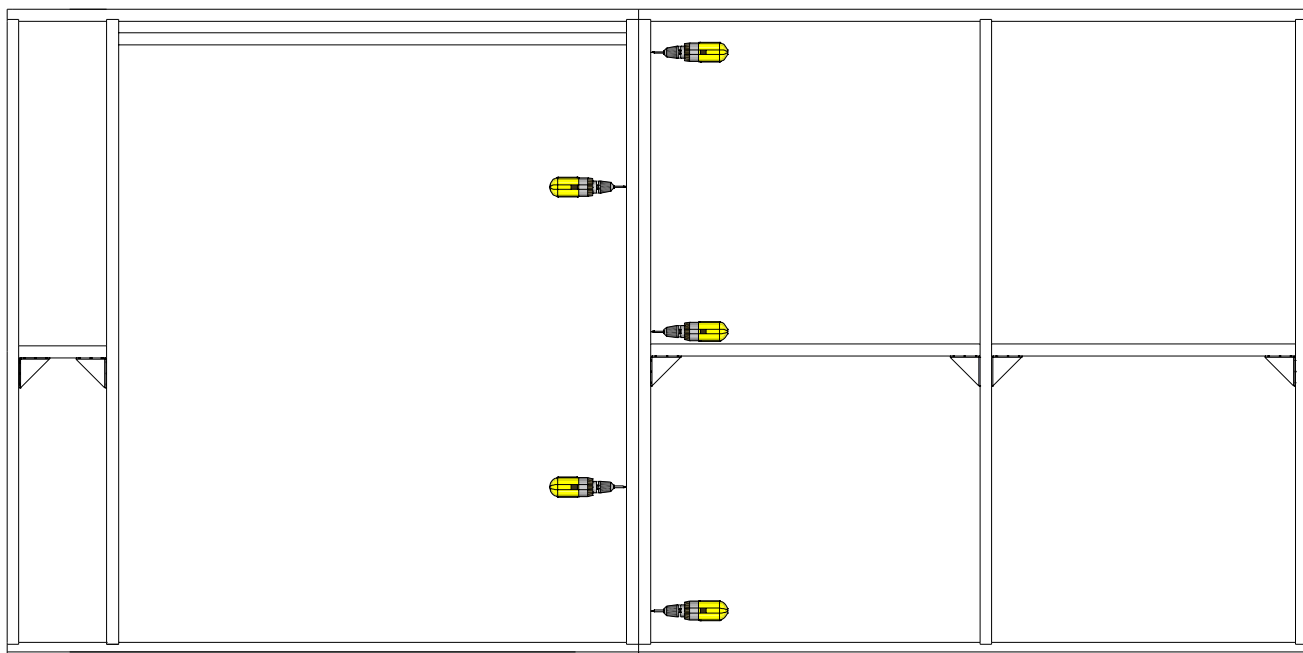
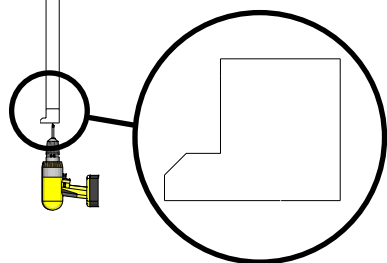
I.



Opgelet, de deur zit ALTIJD LINKS!
Attention, la porte se trouve TOUJOURS à GAUCHE!

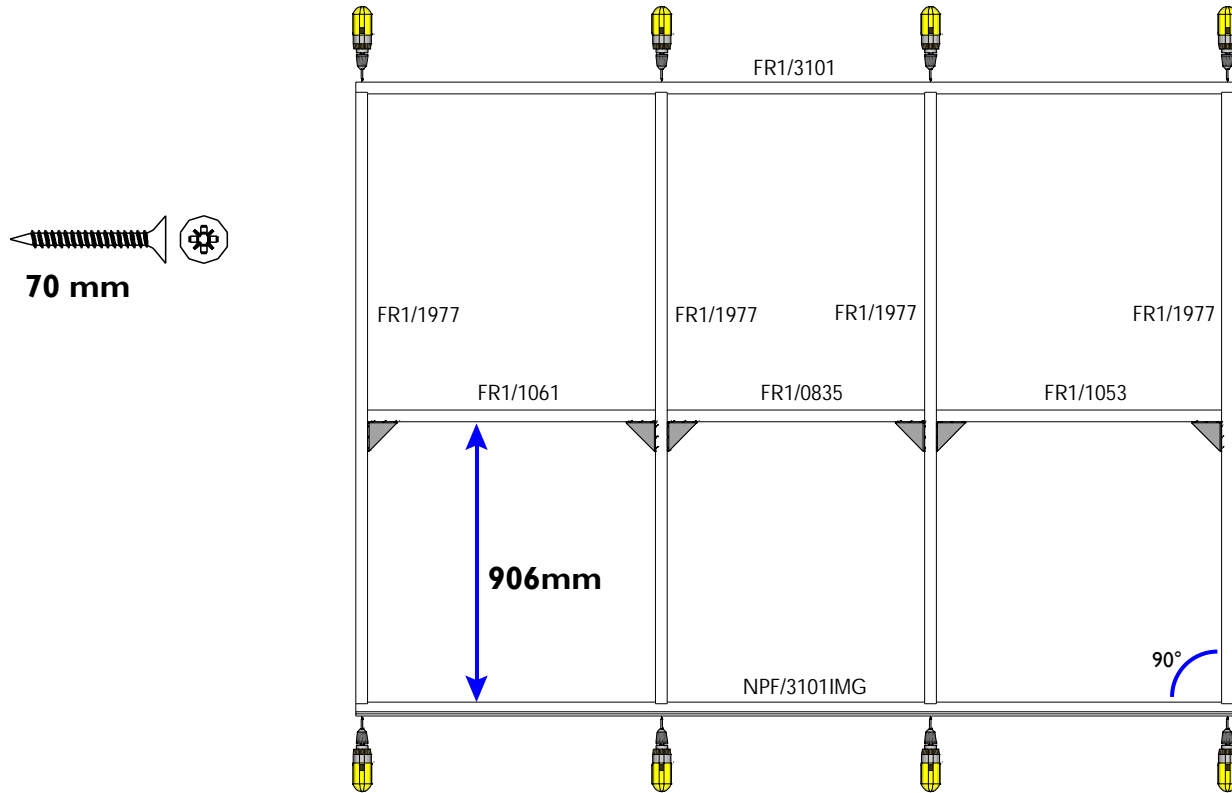


Buitenkant - Côté extérieur



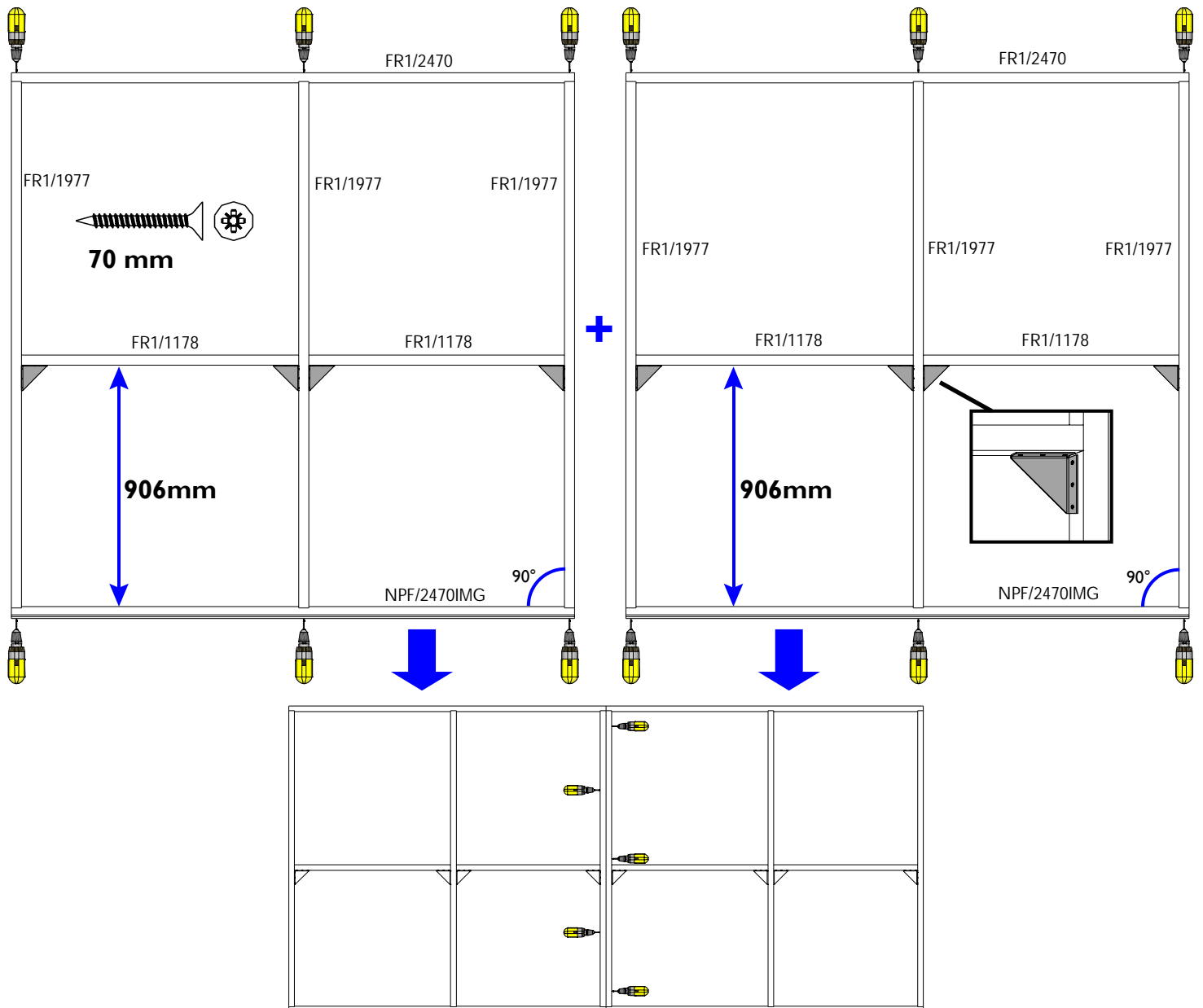
2.

ZIJWAND - PAROI LATERALE

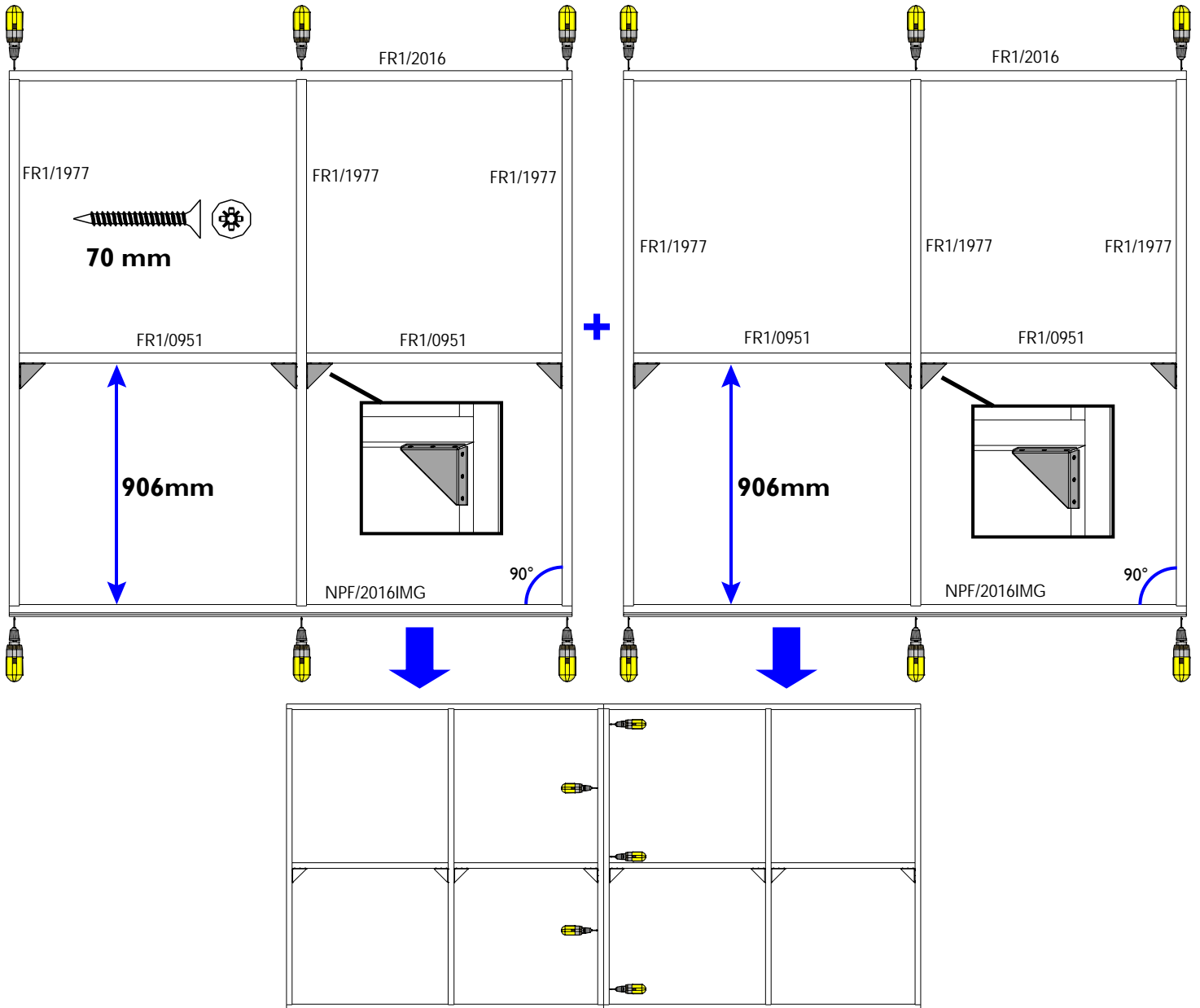


3.

ACHTERWAND - PAROI ARRIERE



4.



B/8000FR5032A


aantal / nombre

Insteekslot QBV - Serrure QBV
(Ref = 300020)



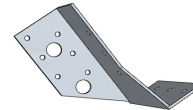
1

Scharnier zwaar - Charnière lourd (88x67)
(Ref = 300007)



8

Balkdrager rechts - Support de poutre droite
(Ref = 300033)



7

Balkdrager links - Support de poutre gauche
(Ref = 300034)



7

Alu handgreep - Poignée alu
(Ref = 304001)



1

Kantschuif bocht - Pêne
(Ref = 300018)



2

Hoekversteving - Renfort d'angle (set 10)
(Ref = 300022)



3

Nagels - Clous

30mm
(Ref = 361004)



21

Schroeven - Vis

Zelftappende schroef - Vis auto-perceuse
(Ref = 310002)



36

25mm
(Ref = 310018)



363

35mm
(Ref = 310007)



235

40mm
(Ref = 310015)



26

50mm (Torx®)
(Ref = 310012)



812

70mm
(Ref = 310009)



70

Goten - Gouttières

Bocht - Coude (90°)
(Ref = 402006)



1

Bevestigingsbeugel - Fixation
(Ref = 403001)

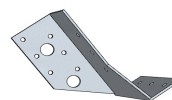


2

B/8000FRAB4032

aantal / nombre

Balkdrager rechts - Support de poutre droite
(Ref = 300033)



5

Balkdrager links - Support de poutre gauche
(Ref = 300034)



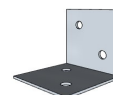
5

Hoekversteving - Renfort d'angle (set 10)
(Ref = 300022)



1

Hoekijzer klein - Equerre petit (30x30x30)
(Ref = 300026)



4

Schroeven - Vis

Zelftappende schroef - Vis auto-perceuse
(Ref = 310002)



18

25mm



220

(Ref = 310018)

35mm



133

(Ref = 310007)

40mm



13

(Ref = 310015)

50mm (Torx®)



498

(Ref = 310012)

70mm



22

(Ref = 310009)

90mm



8

(Ref = 310004)

100mm



10

(Ref = 310005)